



INVESTOR PRESENTATION

Q2 2020/21 RESULTS
12TH OF MAY 2021

Ambu

KEY MESSAGES

1 Single-use endoscopy is considered one of the most attractive new markets in MedTech

- The regulatory environment continues to evaluate current level of contamination and highlight benefits of single-use endoscopy (e.g. recent FDA communication in urology, additional inpatient reimbursement for single-use duodenoscopes)
 - High profile endoscopy societies (e.g. US GI task force) continue to publish guidelines supporting single-use endoscopes
-

2 Total company grows 6% on top of high comparable last year. 1H 2020/21 organic growth of 20%

- Visualization continues to grow rapidly in Q2 (17% vs. 69% LY) and posted a record volume of 379k endoscope units
 - We are expanding our pulmonary offering with an improved VivaSight™ product to be launched in Q3 2020/21 followed by the launch of aScope™ 5 Broncho HD into the bronchoscopy suite and an updated video laryngoscope
 - aScope™ 4 RhinoLaryngo (ENT) and aScope™ 4 Cysto continue to show strong momentum. Both products demonstrate potential to be important growth engines for Ambu
 - aScope™ Duodeno is being upgraded, and we are on target to have aScope™ Duodeno version 1.5 in market in Q4 2020/21 ahead of the CMS reimbursement expansion for inpatient procedures
-

3 Ambu will emerge as the leading single-use endoscopy player

- We are strengthening our modular R&D infrastructure by expanding our dedicated R&D center in Germany for GI single-use endoscopy. Construction of new high scale low-cost manufacturing plant in Mexico has also started
- On target to introduce 20 new products over the next three years

SINGLE-USE ENDOSCOPY IS CONSIDERED ONE OF THE MOST ATTRACTIVE NEW MARKETS IN MEDTECH

Drivers creating the single-use endoscopy market

- I **Increased focus on contamination and infection control** from medical authorities
- II **Rapid technology advancements strengthening** single-use clinical performance
- III **Compelling economic offering and convenience** making the transition from reusable to single-use cost-effective

Expected single-use market in 2025

USD ~2.5bn

Single-use market in 2021

**USD
+0.5bn**

THE CASE FOR TRANSITION TO SINGLE-USE ENDOSCOPY CONTINUES TO STRENGTHEN



FDA issues letter to healthcare providers warning about infection risk within reusable urological endoscopes on the back of 450 filed reports



35 peer-reviewed GI studies on contamination in the last 15 months and high-profile endoscopy societies (e.g. U.S. GI task force) publish guidelines supporting single-use endoscopes



CMS filed for new reimbursement code for single-use duodenoscopes used in inpatient hospital settings to be effective October 1, 2021



BUSINESS UPDATE

Ambu



CORE BUSINESS REMAINS IMPACTED BY COVID-19 PANDEMIC



Low elective procedure volume impacts Anaesthesia (-4%) and PMD (-7%) leading to total Core growth of -5% in Q2 2020/21

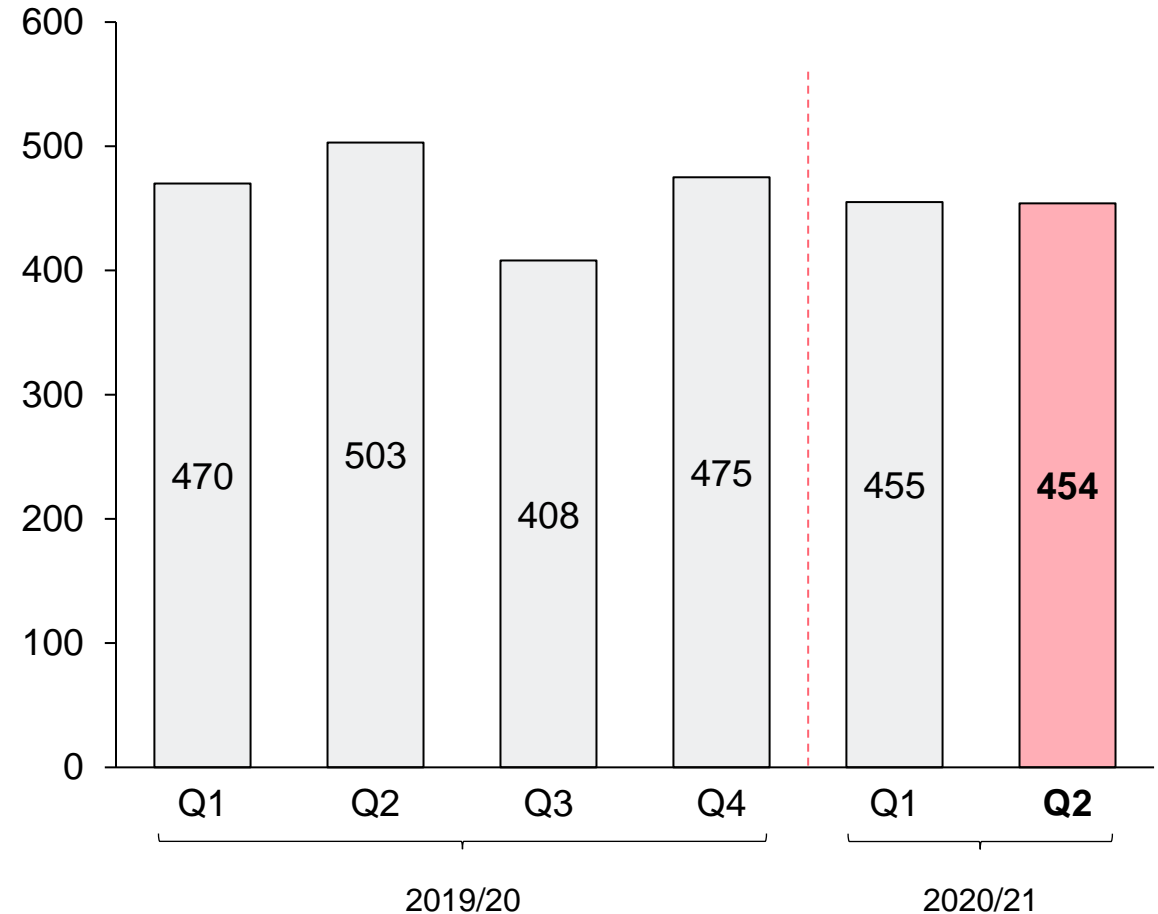


Prolonged lock-downs in Europe is the main driver behind negative total European Core revenue growth of -21% in Q2 2020/21



U.S. shows signs of elective procedure volumes going back to pre-COVID levels posting +6% organic growth over Q1 2020/21

Core, quarterly reported revenue (DKKm)



VISUALIZATION GROWS DOUBLE-DIGITS ON TOP OF HIGH COMPARABLE

Strong Visualization growth across all regions

- Visualization grows 17% on top of high comparable (69% in Q2 2019/20)
- Strong Visualization growth in Europe (25%) despite three-digit growth (103%) comparison from Q2 2019/20
- U.S. Visualization business continues to accelerate with 19% organic revenue growth Q2 2020/21 over Q1 2020/21

North America

9%

Organic
Viz. growth
Q2 2020/21

(43% Q2 2019/20)

Europe

25%

Organic
Viz. growth
Q2 2020/21

(103% Q2 2019/20)

Rest of World

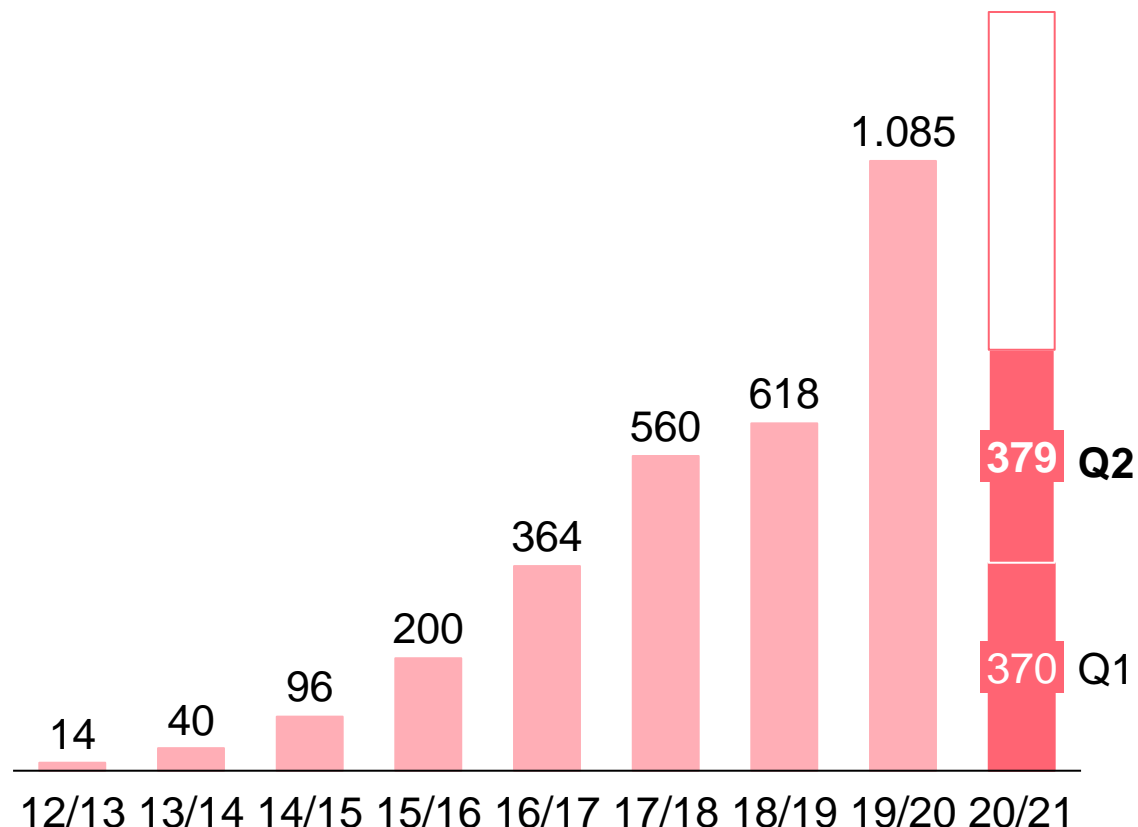
16%

Organic
Viz. growth
Q2 2020/21

(79% Q2 2019/20)

Endoscope units sold increased by 21% in Q2

Endoscope units sold ('000)



WE ARE BUILDING THE MOST ADVANCED OFFERING IN PULMONOLOGY

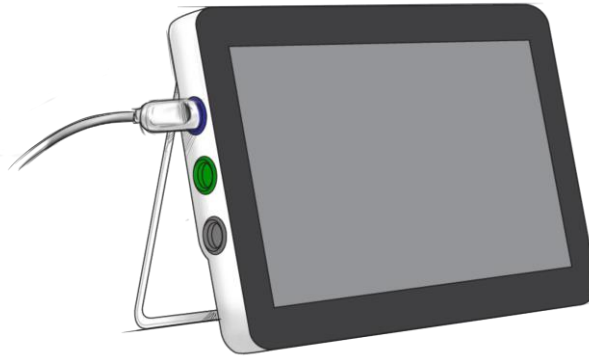
✓ Commercially available

aScope™ 4 Broncho ✓

- Global market share of +30% of pulmonary endoscopy market and market leading single-use bronchoscope solution

aScope™ 5 Broncho HD

- Launch Q4 2020/21
- Most advanced technology penetrating complex diagnostic procedure market
- HD camera integrated with aView™ 2 Advance increasing image quality



aView™ 2 Advance ✓

VivaSight™ 2

- Launch Q3 2020/21
- One-lung ventilation technology fully integrated with aView™ 2 Advance (dual-view functionality)

Video laryngoscope 2.0

- Launch 2021/22
- Facilitating intubations across patient types via portable display solution
- Integrated into aView™ 2 Advance (dual-view functionality)

CONTINUED RAPID PENETRATION FOR aScope™ 4 RHINOLARYNGO

MARKET OPPORTUNITY: 11M PROCEDURES

Highlights for aScope™ 4 RhinoLaryngo Q2 20/21

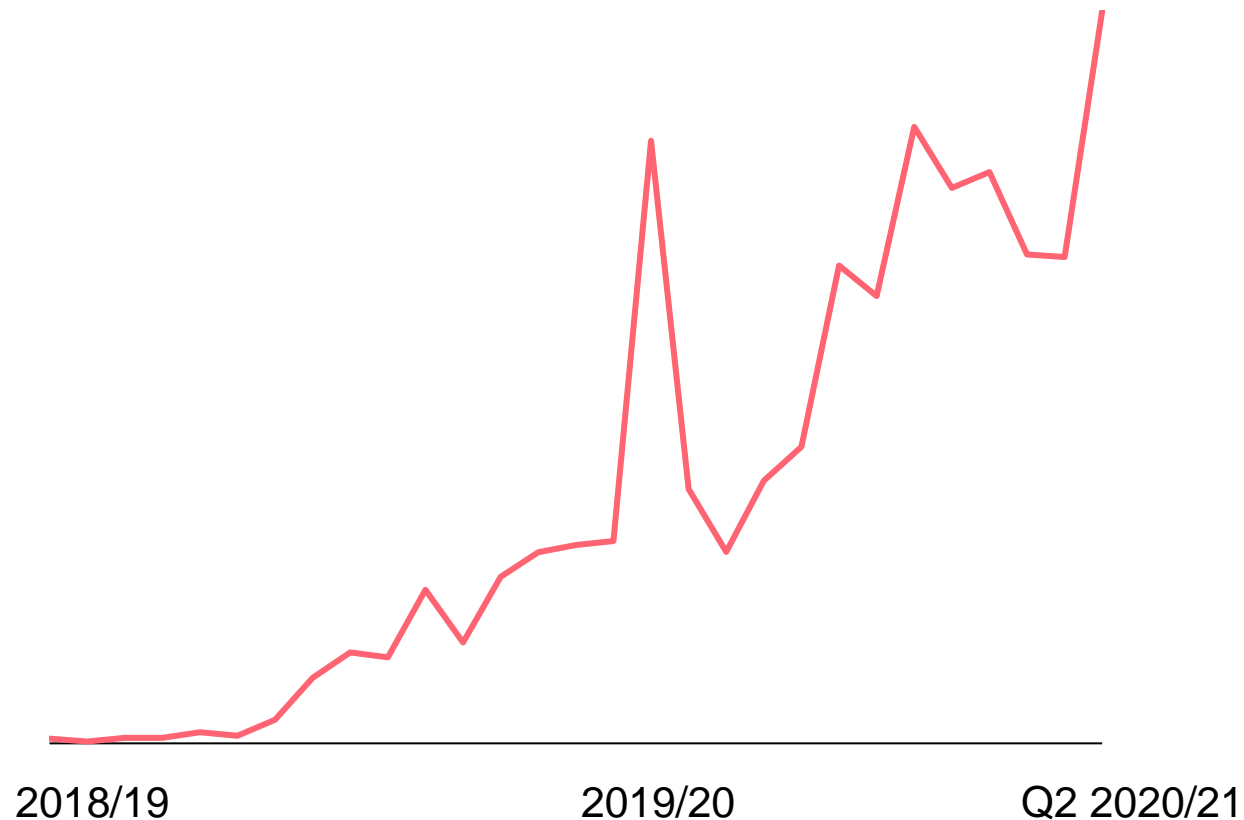
- aScope™ 4 RhinoLaryngo (ENT) continues to penetrate ENT segment very rapidly, and unit sales are now above COVID-19 demand spike

+70% unit growth in Q2 2020/21 over Q2 2019/20

- Our ENT offering continues to be embraced by hospital systems across all regions

+270 new customers won globally during Q2 2020/21 corresponding to a growth of +90% over Q2 2019/20

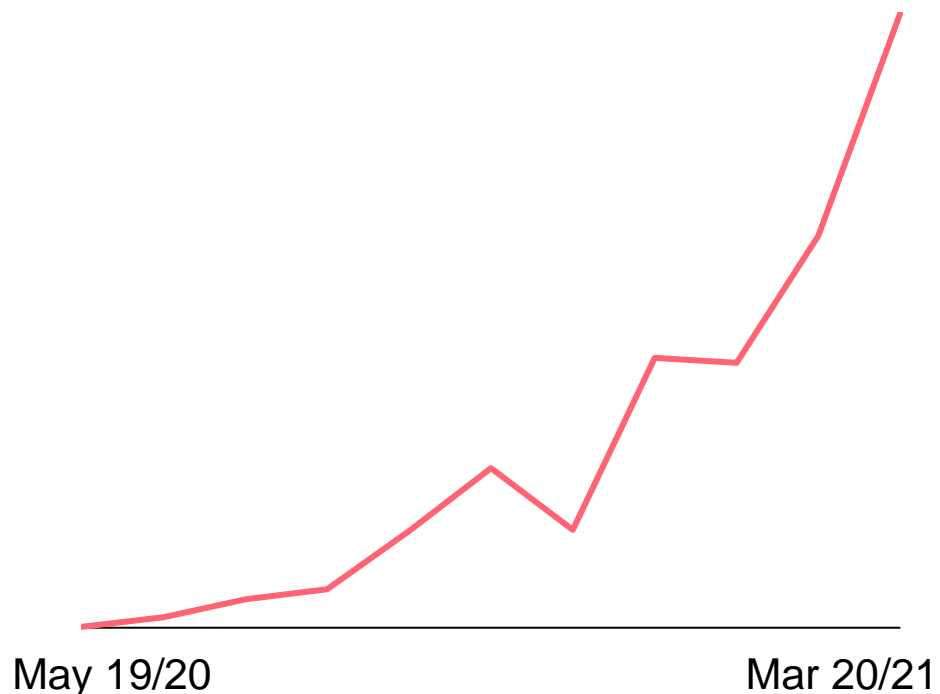
Monthly global unit sales since launch in 18/19



aScope™ 4 CYSTO LAUNCH IS SHOWING STRONG POTENTIAL

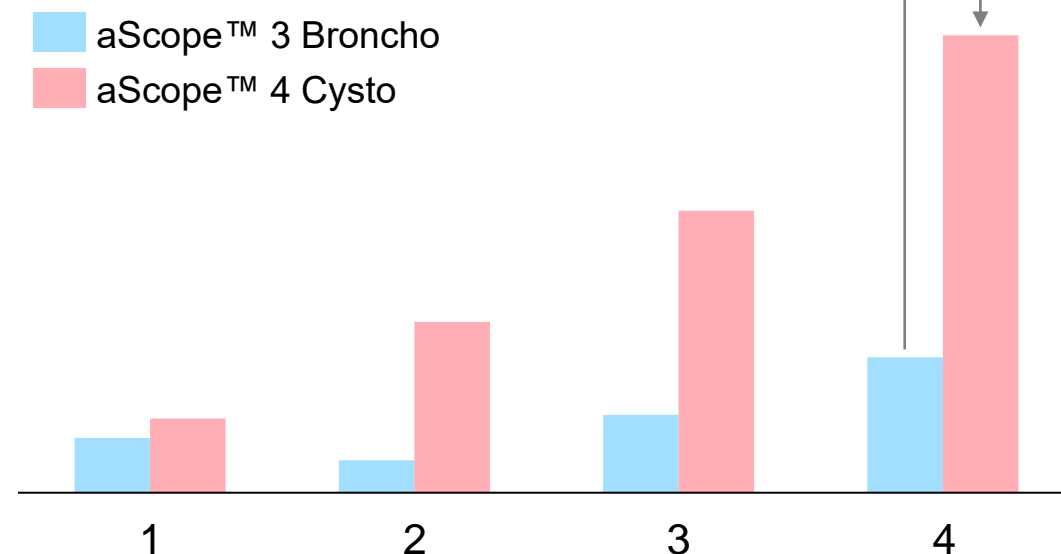
MARKET OPPORTUNITY: 6M PROCEDURES

Monthly global unit sales since launch



European launch of aScope™ 4 Cysto

First 4 months of unit sales in Europe



- *aScope™ 4 Cysto is the most rapidly adopted product ever launched by Ambu globally*
- *U.S. unit sales grew 27% over Q1 2020/21. 18 of top 100 U.S. hospitals have adopted aScope™ 4 Cysto*
- *+230 new customers won across U.S. and Europe in Q2 2020/21*

aSCOPE™ DUODENO 1.5 EXPECTED IN MARKET BY Q4 2020/21



During 1H 2020/21, we have continued our commercial launch of aScope™ Duodeno. 55 ERCP accounts have ordered our aScope™ Duodeno and 13 of them are within the top 100 ERCP centers in the U.S.



We have decided to strengthen the product performance by making rapid upgrades to the aScope™ Duodeno leveraging our modular innovation engine. Half of the upgrades are already in the market. All upgrades are expected to be fully completed by Q4 2020/21 and incorporated into upcoming GI launches



Contribution to 2020/21 revenue is expected to increase gradually in 2H and accelerate in 2021/22. Expected CMS reimbursement approval for inpatient procedures in hospital setting will further support transition to single-use



ON TARGET TO FULFILL OUR ASPIRATION TO BECOME THE WORLD'S MOST INNOVATIVE ENDOSCOPY PLAYER



In Germany, we have consolidated our R&D infrastructure into a new dedicated center for **GI single-use endoscopy**



The construction has officially started for our new manufacturing plant in Mexico. Fully operational in 2022/23



OUR ASPIRATION IS TO BECOME THE MOST INNOVATIVE SINGLE-USE ENDOSCOPY PLAYER

aView™ 2 Advance

aBox™ Console

	Product	Launch
Monitors	aView™ 2 Advance	✓
	aBox™ Console	2H, 2020/21
Pulmonology	aScope™ 4 Broncho	✓
	aScope BronchoSampler™	✓
	VivaSight™	✓
	VivaSight™ 2*	Q3, 2020/21
	aScope™ 5 Broncho HD	Q4, 2020/21
	aScope™ 5 for smaller patients	2021/22
	aScope™ 5 for selected procedures	2021/22
ENT	Video laryngoscope 2.0	2021/22
	aScope™ 4 RL Intervention	✓
	aScope™ 4 RL Slim	✓
	ENT FEES (expanding the clinical application)*	2021/22
Urology	ENT High-Resolution*	2022/23
	aScope™ 4 Cysto	✓
	Ureteroscope	2021/22
Duodenoscopy (GI)	Cystoscope HD	2021/22
	aScope™ Duodeno	✓
	aScope™ Duodeno 1.5*	Q4, 2020/21
	aScope™ Duodeno 2	2021/22
Gastrosocopy (GI)	Cholangioscope*	2022/23
	aScope™ Gastro	2H, 2020/21
Colonoscopy (GI)	aScope™ Colon*	2021/22

✓ Commercially available
 Expected launches in 2020/21

On target to introduce
20 new products
 over the next 3 years

All upgrades for
 aScope™ Duodeno 1.5
 will be **incorporated into**
upcoming GI launches

* New product or adjusted launch date

FINANCIAL RESULTS AND OUTLOOK

Ambu





KEY FINANCIAL RESULTS FOR Q2 2020/21

REVENUE

DKK 1,001m

1H 2020/21: DKK 2,014m

ORGANIC GROWTH

6%

1H 2020/21: 20%

ENDOSCOPES

379,000

1H 2020/21: 749,000

GROSS MARGIN

62.2%

1H 2020/21: 63.8%

EBIT

DKK 100m

1H 2020/21: DKK 248m

EBIT MARGIN

10.0%

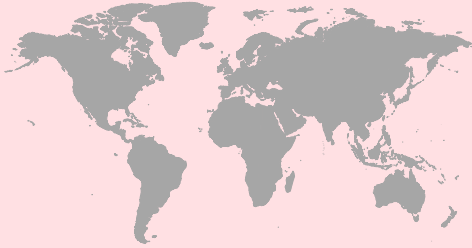
1H 2020/21: 12.3%

ORGANIC SALES GROWTH BY GEOGRAPHY

Organic revenue growth



Global



+6%

organic growth

1,001m

DKK revenue

17%

Visualization

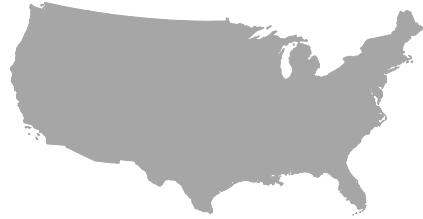
-4%

Anaesthesia

-7%

PMD

North America



+6%

organic growth

437m

DKK revenue

9%

Visualization

4%

Anaesthesia

4%

PMD

Europe



+2%

organic growth

447m

DKK revenue

25%

Visualization

-33%

Anaesthesia

-15%

PMD

Rest of the World



+18%

organic growth

117m

DKK revenue

16%

Visualization

27%

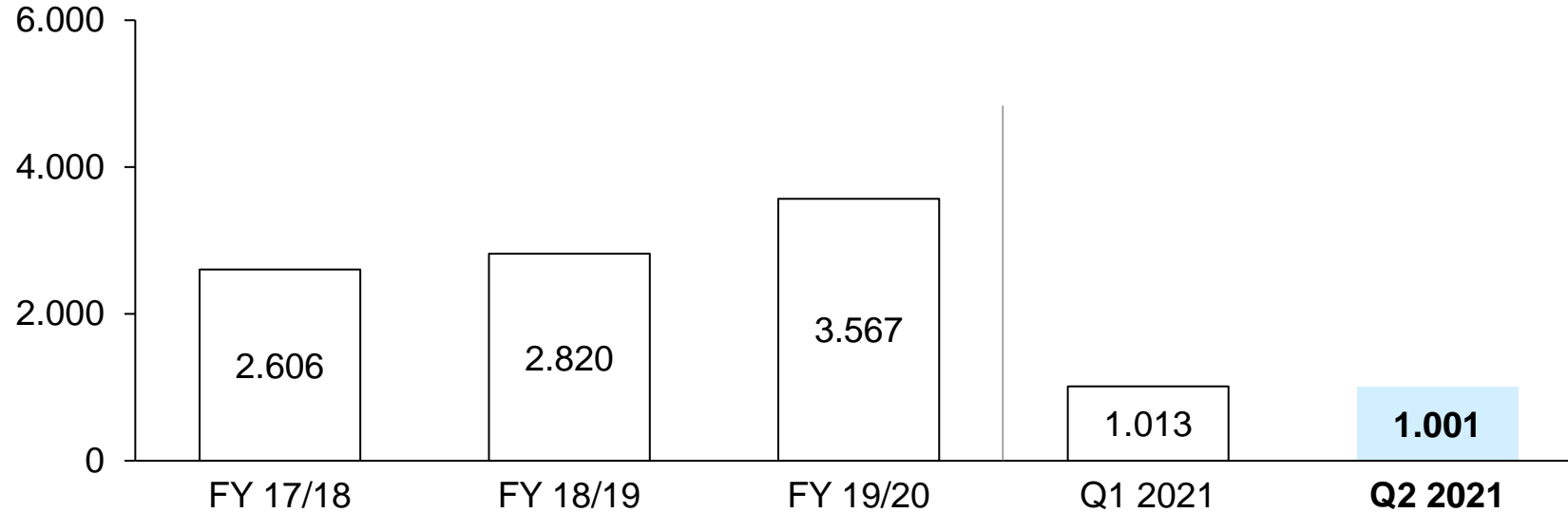
Anaesthesia

9%

PMD

FINANCIAL RESULTS Q2 2020/21

Revenue / DKKm



6% organic growth
in Q2 2020/21 and 20% in the
half-year. Visualization 1H
growth of 48% (49% 1H LY)

DKKm	Q2 19/20	Change %	Change in value	Q2 20/21
Revenue	989	1%	12	1,001
Gross profit	607	3%	16	623
<i>Gross margin, %</i>	61.4	-	-	62.2
Total capacity costs	-457	14%	-66	-523
EBIT	150	-33%	-50	100
<i>EBIT %</i>	15.2	-	-	10.0

62.2% gross margin
in Q2 2020/21 and is positively
impacted by the high growth
in Visualization

CASH FLOW, ASSETS AND DEBT H1 2020/21

DKKm	1H 20/21	1H 19/20	Change in value
Cash flow and ratios			
Cash flow from operating activities	198	-100	298
Cash flow from investing activities before acquisitions	-223	-179	-44
Free cash flow before acquisitions	-25	-279	254
Balance sheet			
Total assets	5,318	4,788	530
Net Interest-bearing debt (NIBD)	466	1,446	-980
Invested capital	4,327	3,746	581
Key figures			
Net working capital	728	713	15
Equity ratio, %	73%	48%	-
NIBD/EBITDA before special items	0.7x	2.6x	-1.9x

DKK -25m
free cash flow
Equal to -1% (-16%) of
1H 2020/21 revenue

0.7x
NIBD/EBITDA
Total net interest-bearing
debt DKK 466m

DKK 728m
net working capital
Equal to 19% (23%) of
12 months of revenue

2020/21 FINANCIAL GUIDANCE

Organic revenue growth

17 - 20%

EBIT margin

11 - 12%

Endoscope units sold

1.3 - 1.4m

Q&A

Conference call

DK: +45 3544 5577

UK: +44 333 300 0804

US: +1 631 913 1422

PIN code: 66323014#

Please limit your questions to **only 3 at a time** and get back into the queue if you have additional questions

For questions, please press 01

The experts in
innovative single-use solutions

Investor contact information

Share Information



Ambu A/S is listed on the stock exchange in Copenhagen under the symbol AMBU B

For further company information, please visit:
www.ambu.com

Investor Relations contacts



Michael Højgaard

Executive Vice President, CFO

Tel.: +45 4030 4349

Email: miho@ambu.com

Nicolai Thomsen

Director, Investor Relations & Strategic Financial Planning

Tel.: +45 2620 8047

Email: nith@ambu.com

Financial calendar



2021

17 August Q3 2020/21

9 November Q4 2020/21

14 December Annual General Meeting 2020/21

For full list of Investor Relations events, please visit:
www.ambu.com/calendar